

# DIP. MIX. BRUSH!

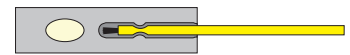
## FLolli 5% Sodium Fluoride Varnish

Easy as 1-2-3. *Flolli* is an effective, easy and affordable fluoride option, perfect for any patient! Each *Flolli* packet includes a brush and well of varnish.




<b>Effective</b>	<i>Flolli</i> creates a protective barrier for caries risk areas.
	<i>Flolli</i> provides protection against demineralization.
	<i>Flolli</i> acts as a desensitizer.
	<i>Flolli</i> remains on the tooth 6-8 hours for optimum fluoride uptake.
	<i>Flolli</i> has the highest allowable fluoride concentration (22,600 ppm of fluoride).
	<b><i>Flolli</i> releases more than 3 TIMES the fluoride of the leading brand over a 4 hour period.*</b>
	Mixing varnish prior to application guarantees a consistent level of fluoride in every application. Excellent consistency ensures complete coverage.
<b>Easy for You</b>	Ready to use: DIP brush, MIX varnish, and APPLY to teeth. Simply dispose of package for clean up.
	Non-sticky formula is easy to apply and leaves a smooth texture on teeth.
	Varnish is white in colour for ease of placement. Varnish sets clear within seconds of contact with saliva.
	<i>Flolli</i> is conveniently packaged in single doses—includes all you need in one packet.
	Reapplication not required for six months.
<b>Easy for Patient</b>	No discolouration. No embarrassing yellow teeth.
	Bubble Gum taste is great for kids.
	<i>Flolli</i> eliminates the discomfort of gel trays and messy gels and foams.
	<i>Flolli</i> eliminates the worry of fluoride ingestion and reduces the gagging reflex.
<b>Cost</b>	Patients can leave the office immediately after <i>Flolli</i> application.
	Great value! Affordable treatments cost only \$1.25 per application.

### DIRECTIONS FOR USE:

- Clean teeth. Remove excess moisture from area to be treated.
- Grip the foil cover and slowly peel back to expose the brush applicator and varnish well.



- Remove the applicator brush and stir material in well.
- Paint a thin film of varnish onto the treatment area.
- Let the varnish dry for approximately 10 seconds, then instruct the patient to close their mouth.
- Dispose the package and applicator after use.
- The patient may leave immediately after treatment. Advise the patient to remain on a soft food diet and only drink cold liquids for 2 hours after treatment. Advise the patient not to brush for a minimum of 4-6 hours.
- When dry, any excess varnish may appear "spotty" and may slide off the tooth surface. This will not affect the efficacy of the product as there is still a full layer of varnish on the tooth.

Size		Flavour
 0.3 mL Single Dose	 Box contains 120 x 0.3 mL	 Bubble Gum

* Total Fluoride Released (µg) in 4 Hours:	
<b>3.78 ± 0.27</b>	<b>12.11 ± 0.87</b>
Leading Brand	Flolli Fluoride Varnish

- **Optimum fluoride uptake!**
- **Easy to use, easy to apply!**
- **Cost-effective treatment!**



For more information contact your District Manager or call Germiphene 1.800.265.9931. Visit us online at [www.Germiphene.com](http://www.Germiphene.com) | Email inquiries: [info@germiphene.com](mailto:info@germiphene.com)