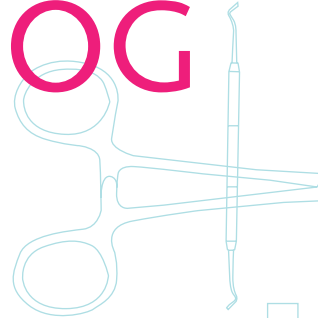
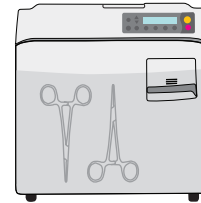


steriSAFE

* 6 Month – Weekly Spore
Test Program **ONLINE**

YOUR NEW WATCHDOG

* steriSAFE determines the efficacy of your sterilizer & alerts your office of the threat of BIOLOGICAL CROSS-CONTAMINATION.



- * steriSAFE challenges your sterilizer to kill highly resistant bacterial spores
- * steriSAFE includes 26 test and control strips
- * steriSAFE is available online at www.germiphene.com
- * steriSAFE conveniently provides complete test results history
- * steriSAFE means protection and peace of mind for you and your patients

FAST.

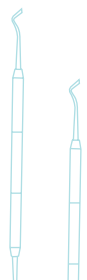
- * Once the strips are received, results are posted online within 24 hours
- * If test fails, you are contacted immediately via e-mail

EASY.

- * 1 test strip, 1 control strip, 1 sterilization cycle

ACCURATE.

- * Testing performed by qualified lab personnel at an ISO and GMP certified facility



What should I do if a spore test result is positive?

If the mechanical (e.g., time, temperature, pressure) and chemical (internal or external) indicators suggest that the sterilizer is functioning properly, a single positive spore test result probably does not indicate sterilizer malfunction. Items other than implantable items do not necessarily need to be recalled; however, sterilizer operators should repeat the spore test immediately using the same cycle that produced the positive biological indicator (BI). The sterilizer should be removed from service and sterilization operating procedures reviewed to determine whether operator error could be responsible.

If the result of the repeat spore test is negative and operating procedures were correct, then the sterilizer can be returned to service. If the repeat spore test result is positive, do not use the sterilizer until it has been inspected or repaired and rechallenged with BI tests in three consecutive empty-chamber sterilization cycles. When possible, items from suspect loads dating back to the last negative BI should be recalled, rewrapped, and resterilized.

Results of biological monitoring and sterilization monitoring reports should be recorded.

Common Factors Influencing the Effectiveness of Sterilization

Causes	Potential Problems
Improper cleaning of instruments.	Protein and salt debris may insulate organisms from direct contact with the sterilizing agent and interfere with the efficacy of the sterilization agent.
Improper packaging. Wrong packaging material for the method of sterilization. Excessive packaging material.	Prevents penetration of the sterilizing agent; packaging material may melt. Retards penetration of the sterilizing agent.
Improper loading of the sterilizer. Overloading. No separation between packages or cassettes even without overloading.	Increases heat-up time and will retard penetration of the sterilizing agent to the center of the sterilizer load. May prevent or retard thorough contact of the sterilizing agent with all items in the chamber.
Improper timing and temperature. Incorrect operation of the sterilizer.	Insufficient time at proper temperature to kill organisms.



Sterilization—Monitoring.

URL: http://www.cdc.gov/oralhealth/infectioncontrol/faq/sterilization_monitoring.htm [April 28]



Visit us online at www.Germiphene.com

For more information or to place your order for steriSAFE please contact your district sales manager or call GERMIPHENE toll free 1.800.265.9931.

